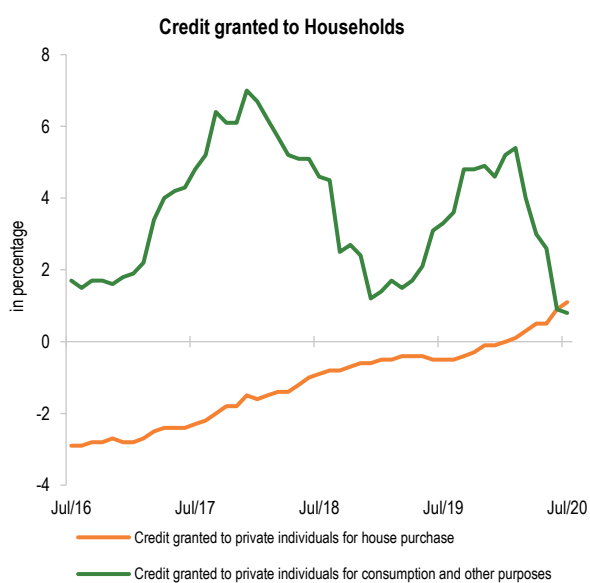
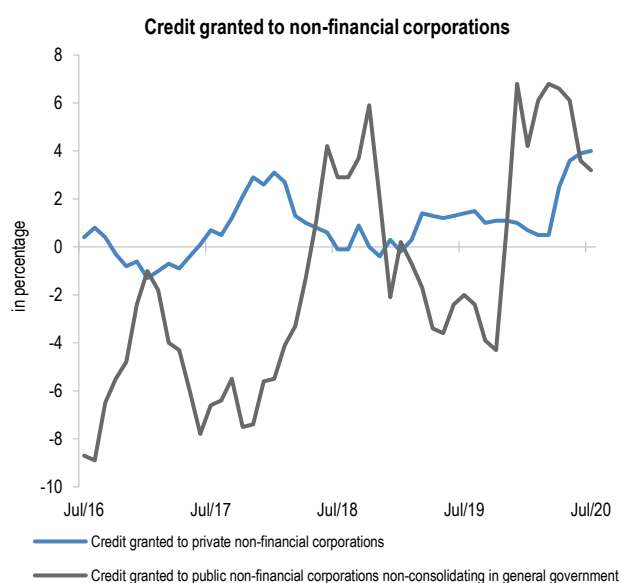
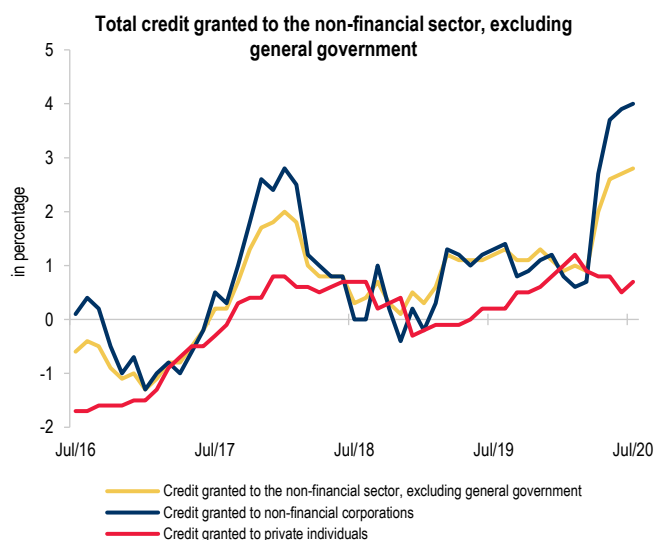


A.21 Total credit granted to the non-financial sector, excluding general government⁽¹⁾

Source: Banco de Portugal

	Jul-19	Aug-19	Sep-19	Oct-19	Nov-19	Dec-19	Jan-20	Feb-20	Mar-20	Apr-20	May-20	Jun-20	Jul-20
	(annual rate of change - in percentage)												
	1	2	3	4	5	6	7	8	9	10	11	12	13
1 Credit granted to the non-financial sector, excluding general government.....	1.2	1.3	1.1	1.1	1.3	1.1	0.9	1.0	0.9	2.0	2.6	2.7	2.8
2 Credit granted to non-financial corporations.....	1.3	1.4	0.8	0.9	1.1	1.2	0.8	0.6	0.7	2.7	3.7	3.9	4.0
3 Credit granted to private non-financial corporations.....	1.4	1.5	1.0	1.1	1.1	1.0	0.7	0.5	0.5	2.5	3.6	3.9	4.0
4 Credit granted to public non-financial corporations non-consolidating in general government.....	-2.0	-2.4	-3.9	-4.3	0.8	6.8	4.2	6.1	6.8	6.6	6.1	3.6	3.2
5 Credit granted to private individuals.....	0.2	0.2	0.5	0.5	0.6	0.8	1.0	1.2	0.9	0.8	0.8	0.5	0.7
6 Credit granted to private individuals for house purchase.....	-0.5	-0.5	-0.4	-0.3	-0.1	-0.1	0.0	0.1	0.3	0.5	0.5	0.9	1.1
7 Credit granted to private individuals for consumption and other purposes .	3.3	3.6	4.8	4.8	4.9	4.6	5.2	5.4	4.0	3.0	2.6	0.9	0.8



(1) Annual rates of change of outstanding amounts, on a consolidated basis, i.e., excluding operations between entities of the same institutional sector. They consider loans, debt securities and trade credits. The figures are adjusted for securitisation operations, reclassifications, write-offs / write-downs, exchange rate changes and price revaluations. Whenever relevant, the figures are also adjusted for credit portfolio sales.