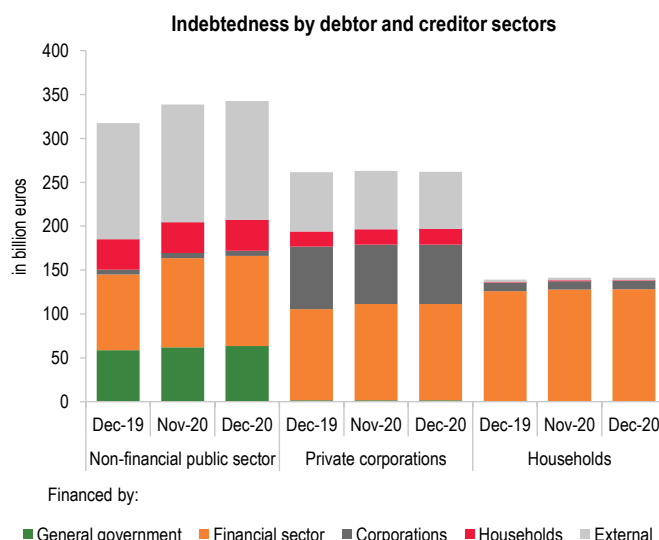
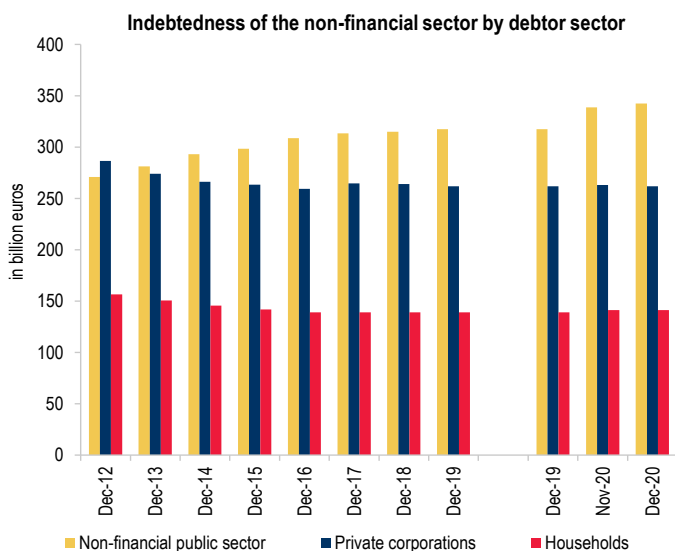


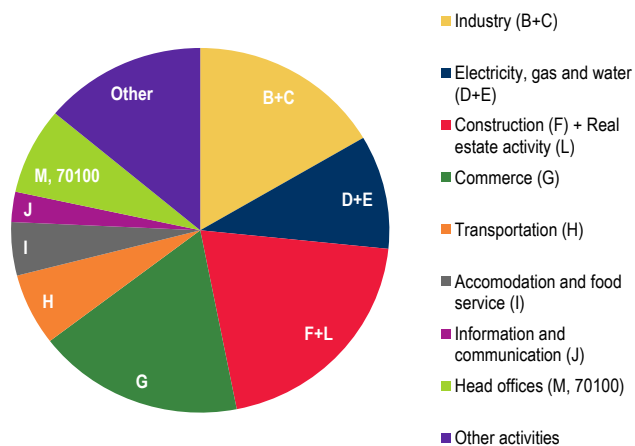
A.20 Non-financial sector indebtedness<sup>(1)</sup>

Source: Banco de Portugal and Instituto Nacional de Estatística

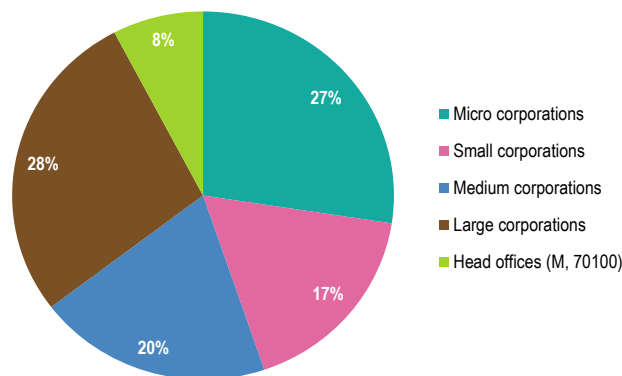
	Dec-19	Jul-20	Aug-20	Sep-20	Oct-20	Nov-20	Dec-20	Dec-19	Sep-20	Dec-20
	(million euros)							(as a percentage of GDP <sup>(1)</sup> )		
	1	2	3	4	5	6	7	8	9	10
<b>Total debt</b>										
1 General government	310 466	325 083	327 362	328 168	329 979	331 367	335 286	145.1	160.1	165.4
2 Public corporations	34 431	34 441	34 394	34 051	34 195	34 247	33 600	16.1	16.6	16.6
3 Public corporations included in general government <sup>(1)</sup>	27 319	27 324	27 254	26 838	26 888	26 930	26 368	12.8	13.1	13.0
4 Public corporations not included in general government	7 112	7 118	7 140	7 212	7 308	7 317	7 233	3.3	3.5	3.6
5 Non-financial public sector (1 + 4)	317 578	332 201	334 502	335 381	337 286	338 683	342 519	148.4	163.6	169.0
6 Private corporations	261 700	263 383	262 698	263 001	262 734	263 031	261 902	122.3	128.3	129.2
7 Micro, small and medium corporations <sup>(1)</sup>	161 963	167 683	168 076	168 623	168 759	169 127	169 293	75.7	82.3	83.5
8 Micro corporations (344 thousand)	66 591	70 176	70 530	70 961	71 171	72 034	71 820	31.1	34.6	35.4
9 Small corporations (34 thousand)	44 060	45 179	45 205	45 261	45 262	45 177	45 510	20.6	22.1	22.5
10 Medium corporations (6 thousand)	51 312	52 328	52 340	52 401	52 326	51 917	51 963	24.0	25.6	25.6
11 Large corporations <sup>(1)</sup> (1 thousand)	80 140	75 143	74 120	73 980	73 637	73 584	72 469	37.5	36.1	35.8
12 Head offices (M, 70100) (2 thousand)	19 597	20 557	20 502	20 398	20 338	20 319	20 140	9.2	10.0	9.9
13 Private individuals <sup>(1)</sup>	139 093	139 714	140 139	140 471	140 708	141 127	141 356	65.0	68.5	69.7
14 of which: housing	96 985	97 984	98 153	98 251	98 491	99 004	99 295	45.3	47.9	49.0
15 Non-financial private sector (6 + 13)	400 793	403 097	402 837	403 472	403 442	404 157	403 258	187.3	196.9	198.9
16 Total - non-financial sector indebtedness (5 + 15)	718 371	735 298	737 339	738 853	740 728	742 841	745 777	335.8	360.5	367.9



Private corporations indebtedness, by NACE: Dec-20



Private corporations indebtedness, by size: Dec-20



(1) For more information see notes for Table K.1.1, on chapter K of the Statistical Bulletin.