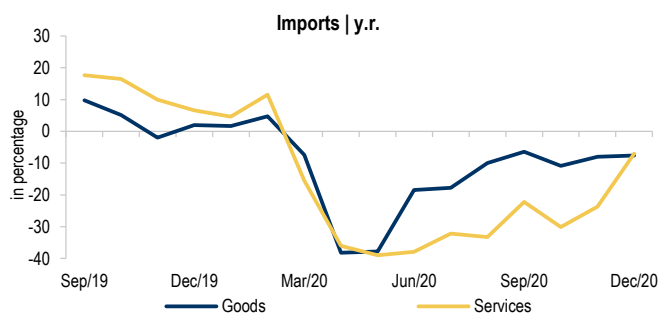
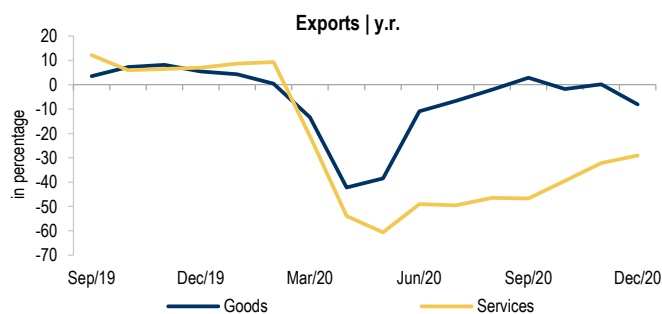


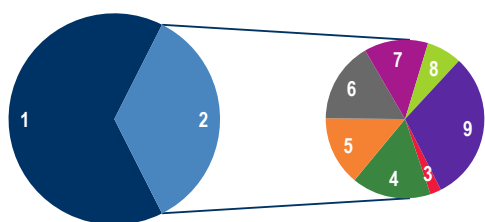
A.17 External trade of goods and services

Source: Banco de Portugal and Instituto Nacional de Estatística

	Exports			Imports		
	Jan-Dec/19	Jan-Dec/20	Jan-Dec/20	Jan-Dec/19	Jan-Dec/20	Jan-Dec/20
	(million euros)	(million euros)	(y.r. - in %)	(million euros)	(million euros)	(y.r. - in %)
	1	2	3	4	5	6
1 Goods.....	59 903	53 772	-10.2	79 977	67 823	-15.2
By broad economic categories						
2 Consumer goods.....	21 257	19 315	-9.1	24 507	21 818	-11.0
3 Intermediary goods.....	19 294	17 572	-8.9	23 640	21 836	-7.6
4 Equipment goods.....	15 810	14 468	-8.5	22 857	18 350	-19.7
5 Fuels.....	3 504	2 380	-32.1	8 943	5 761	-35.6
6 Others.....	38	38	0.7	31	59	90.1
7 Memo: Total excluding fuels.....	56 399	51 393	-8.9	71 034	62 062	-12.6
By region						
8 Intra-European Union.....	42 367	38 386	-9.4	58 990	50 615	-14.2
9 of which: Germany.....	7 182	6 369	-11.3	10 604	9 039	-14.8
10 Spain.....	14 811	13 670	-7.7	24 406	22 122	-9.4
11 France.....	7 746	7 271	-6.1	7 851	4 983	-36.5
12 Italy.....	2 683	2 352	-12.3	4 109	3 538	-13.9
13 Extra-European Union.....	17 535	15 387	-12.3	20 987	17 208	-18.0
14 of which: Angola.....	1 239	871	-29.7	1 075	389	-63.8
15 Brazil.....	751	728	-3.0	1 028	1 640	59.6
16 China.....	602	569	-5.5	2 953	3 067	3.9
17 USA.....	3 036	2 671	-12.0	1 477	1 247	-15.5
18 United Kingdom.....	3 629	3 053	-15.9	2 102	1 830	-13.0
19 Services ⁽³⁾	35 665	22 387	-37.2	17 820	13 784	-22.6
20 Manufacturing services on physical inputs owned by others.....	347	391	12.7	14	16	17.1
21 Maintenance and repair services n.i.e.....	800	649	-18.9	495	445	-10.1
22 Transportation.....	7 549	4 742	-37.2	4 264	2 887	-32.3
23 Travel.....	18 291	7 753	-57.6	5 183	2 795	-46.1
24 Other business services.....	4 691	4 558	-2.9	4 291	3 859	-10.1
25 Personal, cultural and recreational services.....	281	203	-27.8	288	262	-9.1
26 Government goods and services n.i.e. ⁽¹⁾	152	206	35.0	86	120	39.3



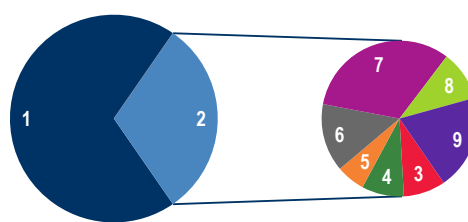
Exports Jan-Dec/20



Goods trade

- 1 - Intra-Euro Area
- 2 - Extra-Euro Area
- 3 - Other EU countries
- 4 - United Kingdom
- 5 - USA
- 6 - Africa
- 7 - Asia
- 8 - Latin America
- 9 - Others

Imports Jan-Dec/20



(1) n.i.e. - not included elsewhere.
(2) Balance of payments values.