



EUROPEAN CENTRAL BANK

EUROSYSTEM

# ECB Data Portal

---

[Please select]

[Please select]



**Klára Bakk Simon**

BdP/IFC Conference on Statistical Communication

# Overview

- 1 Background
- 2 Project scope and timeline
- 3 Main features
- 4 Next steps

# 1


## Background

# Background: ECB statistics dissemination channels



~ **1.025.000** users per year from all over the World

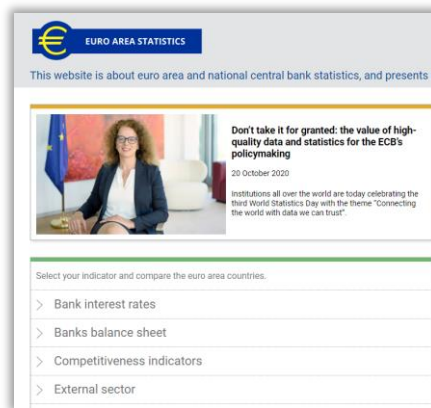
**External users**



**ESCB users**



- Launched in **2006**, needs **major improvements** to meet modern user expectations;
- Used mainly by **professional users**



~ **430.000** users per year from all over the World



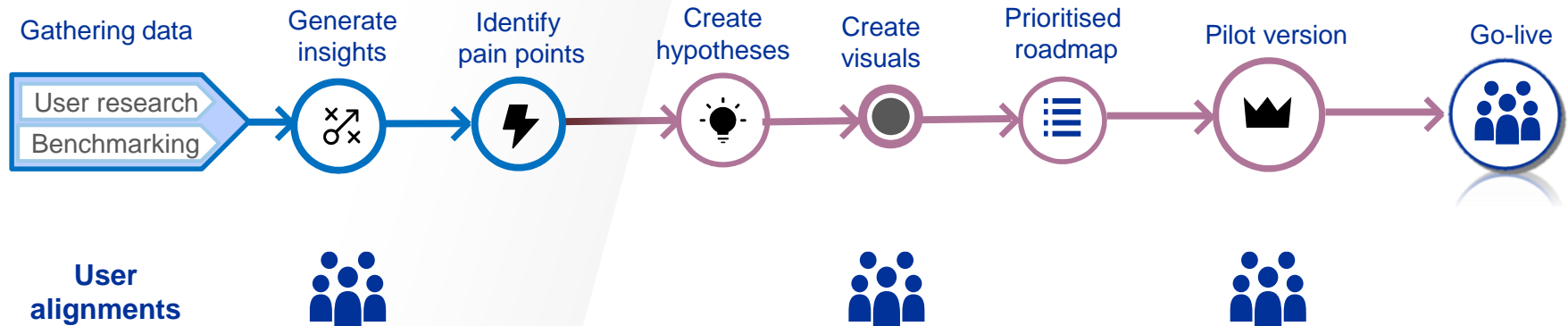
~ **3.200** downloads

# Background: Project approach and deliverables

## 1 Discover

## 2 Explore

## 3 Implement



# Background: Conceptual study

## User research

Based on in-depth interviews with 44 professional, semi- and non-professionals users pain points were identified and new requirements envisioned



## Benchmark examples

Analysis of 20 data portals' of peer and non-peer organizations to identify best practices



# 2

## Project scope and timeline

# ECB data portal - Project scope

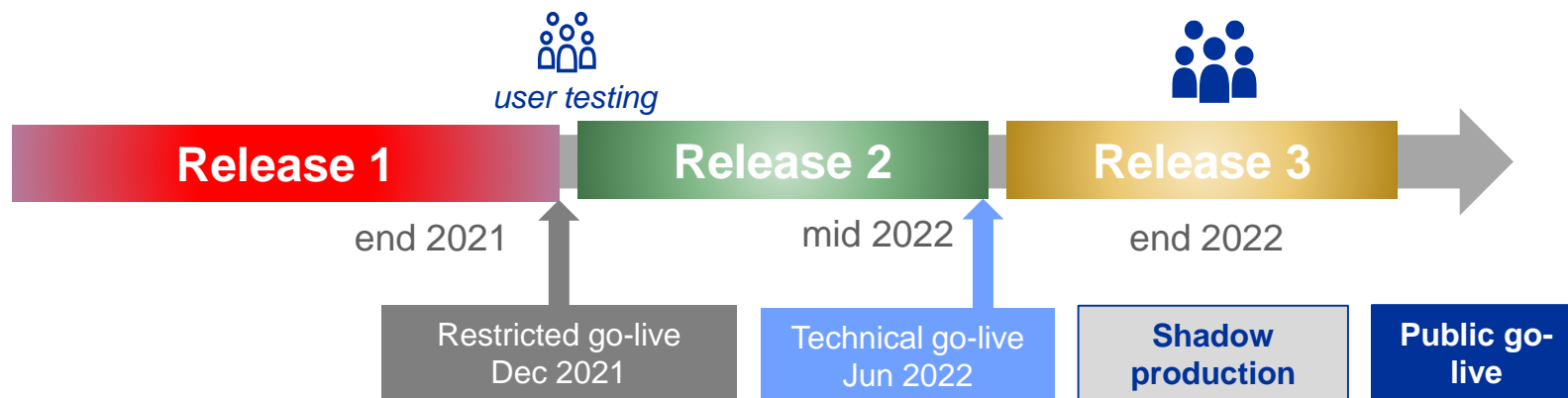
- Develop a new **ECB data portal to the public**, that beyond being an efficient data dissemination channel, **communicates statistics in an accessible and understandable way for all user groups**. It also unifies the existing ECB statistics channels under a single and user-friendly front-end.





# ECB Data Portal implementation milestones

- ✓ **Release 1** completed by Dec 2021
- ✓ **End-user testing** completed
- ✓ **Release 2:** Technical go-live – start of shadow production



Release 1 – high priority requirements  
Release 2 – medium priority requirements  
Release 3 – low priority requirements

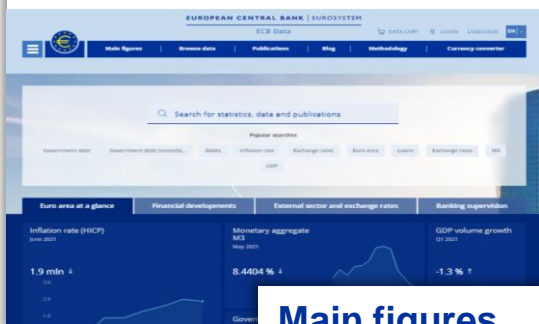
# 3

## Main features of the new portal

# ECB Data Portal – main features

## Homepage

Search - Dashboard - Portal news -  
Release calendar - Popular topics



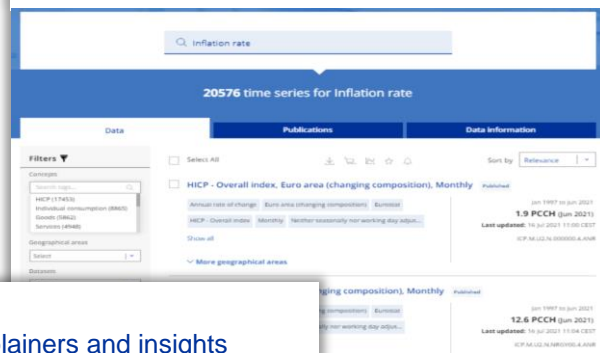
## Time series & comparison

Chart & table view – style chart –  
transform data – custom charts



## Browse data

Browse by categories, concepts, datasets or  
geogr. area



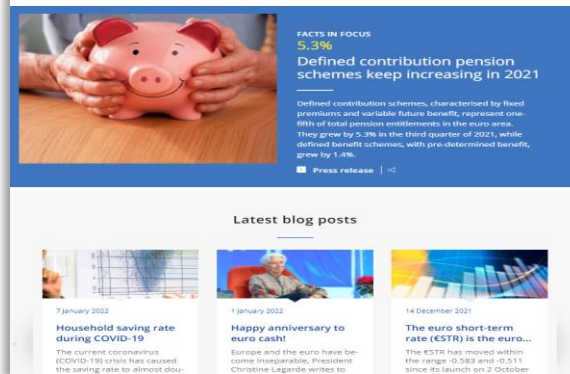
## Main figures

Euro area & country comparisons–  
Dashboards - methodology



## Blog

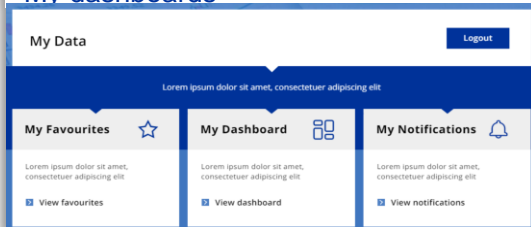
Facts in focus – explainers and insights



# ECB Data Portal – main features

## My favorites

Personal data lists – publications list –  
My dashboards



## Simple & advanced filters

Filters by concepts, geo. areas,  
datasets etc – SDMX based filters

### Advanced filters

Select between 1 and 5 datasets for which you want to apply filters. Only time series satisfying the below criteria will appear in the search results.

Datasets: Indices of Consumer prices...

ICP

EXR

PSS

MPD

RTD

Frequency-CL\_FREQ (2)

Select

Reference area-CL\_AREA\_EE (31)

Select

Classification - ICP context-CL\_ICP\_ITEM (482)

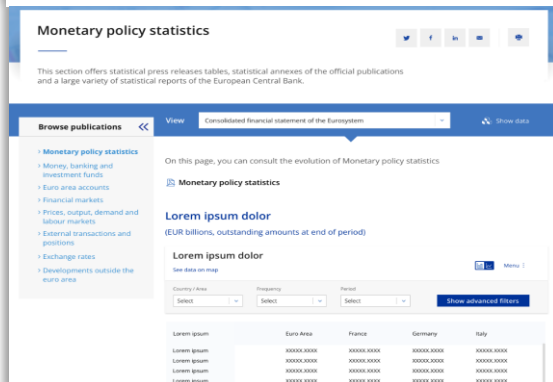
20576 series are displayed for ICP, EXR, PSS, MPD, RTD

Reset All

Apply

## Interactive reports

PDF reports (short run) - Embedded  
SPACE publications (long run)



Download



Embedding charts  
in other webpages



Excel Add-In



User activity logging



Content migration



# 4

## Next steps

# Next steps

- Finalisation of bug-fixing and regression testing; performance improvements
- Creation and validation of content
- Business go-live - Opening to the public
- Discontinuation of SDW, Euro Area Statistics and ECB Stats App

