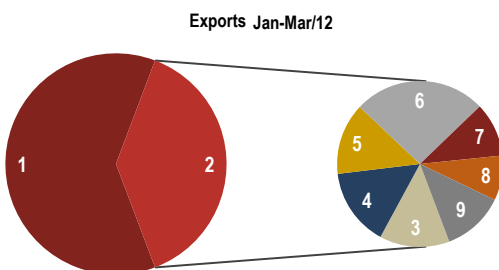
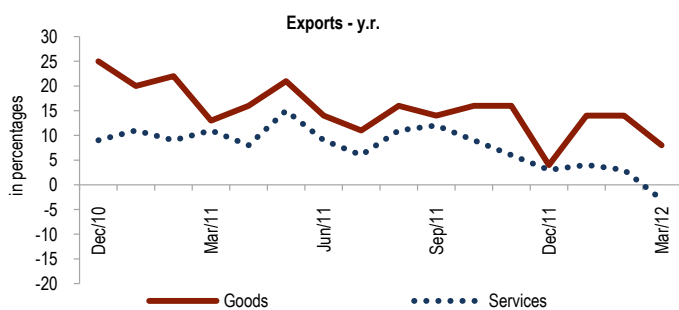


## A.17 EXTERNAL TRADE OF GOODS AND SERVICES

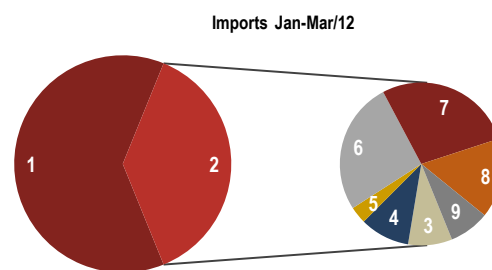
Source: Banco de Portugal and Instituto Nacional de Estatística

	Exports			Imports		
	Jan-Mar/11	Jan-Mar/12	Jan-Mar/12	Jan-Mar/11	Jan-Mar/12	Jan-Mar/12
	(10 <sup>6</sup> euros)	(10 <sup>6</sup> euros)	(y.r. - in %)	(10 <sup>6</sup> euros)	(10 <sup>6</sup> euros)	(y.r. - in %)
	1	2	3	4	5	6
1 Goods.....	10 213	11 401	11.6	14 565	14 082	-3.3
<b>By broad economic categories</b>						
2 Food and beverages.....	903	1 025	13.5	903	1 644	82.0
3 Industrial supplies n.i.e. <sup>(1)</sup> .....	3 798	3 961	4.3	4 348	4 053	-6.8
4 Fuels and lubricants.....	479	866	80.6	2 131	2 991	40.3
5 Capital goods <sup>(2)</sup> .....	1 067	1 305	22.2	1 973	1 810	-8.3
6 Transport equipment, parts and accessories.....	1 968	2 212	12.4	2 111	1 570	-25.6
7 Consumer goods n.i.e. <sup>(1)</sup> .....	1 895	2 025	6.8	2 136	2 010	-5.9
8 Goods n.i.e. <sup>(1)</sup> .....	8	6	-25.2	6	2	-72.5
<b>By region</b>						
9 Intra-European Union.....	7 842	8 263	5.4	11 027	10 035	-9.0
10 of which: Germany.....	1 438	1 592	10.7	1 909	1 691	-11.4
11 Spain.....	2 677	2 567	-4.1	4 688	4 483	-4.4
12 France.....	1 322	1 422	7.6	1 069	921	-13.9
13 Italy.....	396	404	2.1	786	683	-13.1
14 Extra-European Union.....	2 372	3 138	32.3	3 538	4 047	14.4
15 of which: Angola.....	480	624	29.8	208	576	177.1
16 Brazil.....	136	147	8.1	256	417	63.0
17 China.....	78	222	186.2	370	336	-9.2
18 USA.....	340	512	50.5	312	224	-28.1
19 Services <sup>(3)</sup> .....	3 857	3 898	1.1	2 651	2 510	-5.3
20 Transport.....	1 197	1 271	6.2	788	790	0.2
21 Travel.....	1 283	1 376	7.2	685	688	0.4
22 Business services.....	1 262	1 128	-10.7	1 039	884	-14.9
23 of which: Construction services.....	134	109	-18.4	28	24	-14.6
24 Insurance.....	36	31	-14.1	60	62	3.0
25 Personal, cultural and recreational services.....	62	65	4.9	116	125	8.2
26 Government services n.i.e. <sup>(1)</sup> .....	53	58	10.0	23	23	-2.5



### Goods trade

- 1 - Intra-Euro Area
- 2 - Extra-Euro Area
- 3 - United Kingdom
- 4 - Other EU countries
- 5 - USA
- 6 - Africa
- 7 - Asia
- 8 - Latin America
- 9 - Others



(1) n.i.e. - not included elsewhere.  
 (2) Includes machinery, except transport equipment.  
 (3) Balance of payments values.