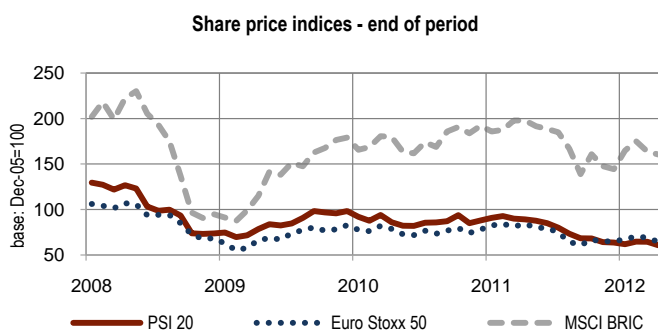
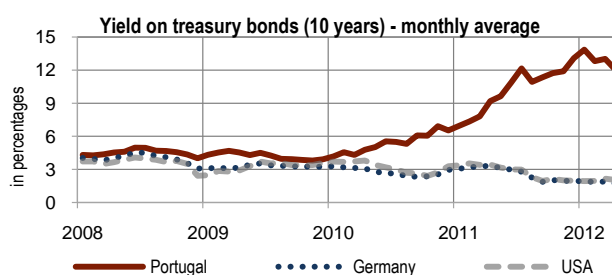
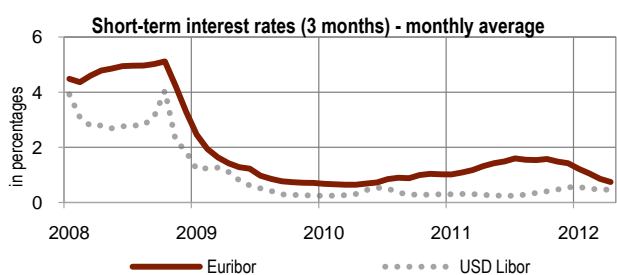


A.12 FINANCIAL MARKETS

Source: Banco de Portugal, European Central Bank, NYSE Euronext, Reuters and MSCI

	2011									2012				
	Apr	May	Jun	Jul	Aug	Sep	Oct	Nov	Dec	Jan	Feb	Mar	Apr	
	(in percentages)													
	1	2	3	4	5	6	7	8	9	10	11	12	13	
Short-term interest rates (3 months)														
Monthly average														
1	Euribor.....	1.32	1.43	1.49	1.60	1.55	1.54	1.58	1.49	1.43	1.22	1.05	0.86	0.75
2	USD Libor.....	0.28	0.26	0.25	0.25	0.29	0.35	0.41	0.48	0.56	0.57	0.50	0.47	0.47
Yield on treasury bonds (10 years)														
Monthly average														
3	Portugal.....	9.19	9.63	10.86	12.15	10.93	11.34	11.72	11.89	13.08	13.85	12.81	13.01	12.01
4	Germany ⁽¹⁾	3.36	3.12	2.98	2.79	2.26	1.87	2.04	1.94	2.01	1.86	1.90	1.88	1.72
5	USA.....	3.44	3.16	2.99	2.98	2.29	1.96	2.13	2.01	1.97	1.94	1.96	2.16	2.03
Share price indices														
End-of-month														
6	PSI 20.....	7 678	7 557	7 324	6 895	6 320	5 891	5 870	5 536	5 494	5 325	5 581	5 557	5 234
7	Euro Stoxx 50.....	3 011	2 862	2 849	2 670	2 302	2 180	2 385	2 330	2 317	2 417	2 512	2 477	2 306
8	Dow Jones Industrial Average.....	12 811	12 570	12 414	12 143	11 614	10 913	11 955	12 046	12 218	12 633	12 952	13 212	13 214
9	Nikkei.....	9 850	9 694	9 816	9 833	8 955	8 700	8 836	8 435	8 399	8 803	9 723	10 084	9 521
10	MSCI BRIC ⁽²⁾	365.0	362.3	357.4	350.3	321.6	285.8	320.7	304.2	302.3	325.9	346.5	335.8	338.2
(chain rate of change - in percentages)														
11	PSI 20.....	-1.0	-1.6	-3.1	-5.8	-8.3	-6.8	-0.4	-5.7	-0.8	-3.1	4.8	-0.4	-5.8
12	Euro Stoxx 50.....	3.4	-5.0	-0.5	-6.3	-13.8	-5.3	9.4	-2.3	-0.6	4.3	3.9	-1.4	-6.9
Euro debt securities issued by resident entities														
End of period outstanding amounts														
13	Portugal.....	17.8	15.8	19.5	16.3	15.1	12.6	11.0	9.5	6.5	5.3	2.5	1.3	-0.1
14	of which: Non-financial corporations.....	8.7	8.2	6.0	7.2	7.6	7.6	8.3	9.0	7.9	6.3	3.6	-0.1	2.7
15	Banks ⁽³⁾	-1.3	-1.6	3.3	1.6	3.5	6.5	6.0	5.8	4.9	16.9	9.3	14.8	12.9
16	General government.....	18.0	13.4	18.3	13.1	11.3	5.2	2.9	0.1	-1.1	-6.6	-7.3	-8.2	-7.2
17	Euro Area ⁽⁴⁾	3.1	3.1	3.5	3.9	3.4	3.2	3.1	3.4	2.6	4.1	4.3	4.6	.



(1) Yield on Germany treasury bonds, usually used as Euro Area reference rate.

(2) A grouping acronym that refers to the countries of Brazil, Russia, India and China.

(3) Includes universal banks, savings banks and mutual agricultural credit banks which, along with money market funds, are the subsector of Other monetary financial institutions (OMFIs).

(4) Euro Area: fixed composition 17 countries.